


I-Ready Online Reading Diagnostic Help Guide from LVS

LVIP i-Ready News Page:

Dear Lee Virtual School Parents, Guardians, and Students:

One of the methods for The School District of Lee County to assess your student's specific phonemic awareness, fluency, vocabulary, and comprehension needs as per informational and/or literature texts are using the **iReady Diagnostic**. As part of the "Quarter 2 Kick-Off," please allow your student to complete the iReady Reading Diagnostic.

HOW TO GET TO i-READY



The iReady Reading Diagnostic is accessible from [Launchpad](#) on your student's district-issued computer. Students should click on the iReady icon, then click on "Reading" then "Reading Diagnostic."

The diagnostic reading assessment will take approximately 1 hour. This assessment is adaptive so there will be questions that might be easily answered and other questions that are hard to answer. It is VERY important that your student completes this inventory independently. It is NOT graded, but a learning path will be created based on your student's performance.

For further information, please review the links below. Each provides an iReady Diagnostic informational flyer which contains a link to a video that will better help you and your student prepare for this diagnostic assessment. Once completed, you will be able to view your student's results in their iReady portal.

Thank you for being part of our learning community and continuing to help us provide LVS students the best opportunities to learn.

[FAMILY GUIDANCE FLYER AND VIDEO](#)

[FAMILY GUIDANCE IN SPANISH](#)

[FAMILY GUIDANCE IN HAITIAN CREOLE](#)

Respectfully,

Al Shilling | Principal Lee Virtual School

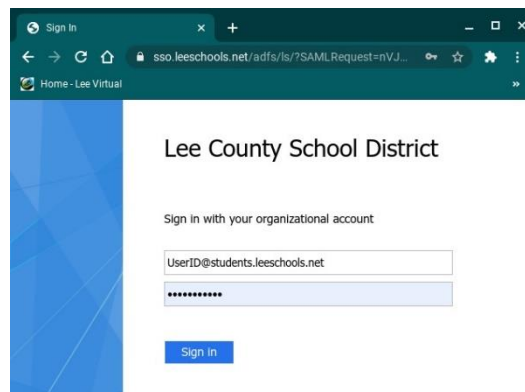
<http://lvip.leeschools.net> | 2855 Colonial Blvd., Fort Myers, Florida 33966

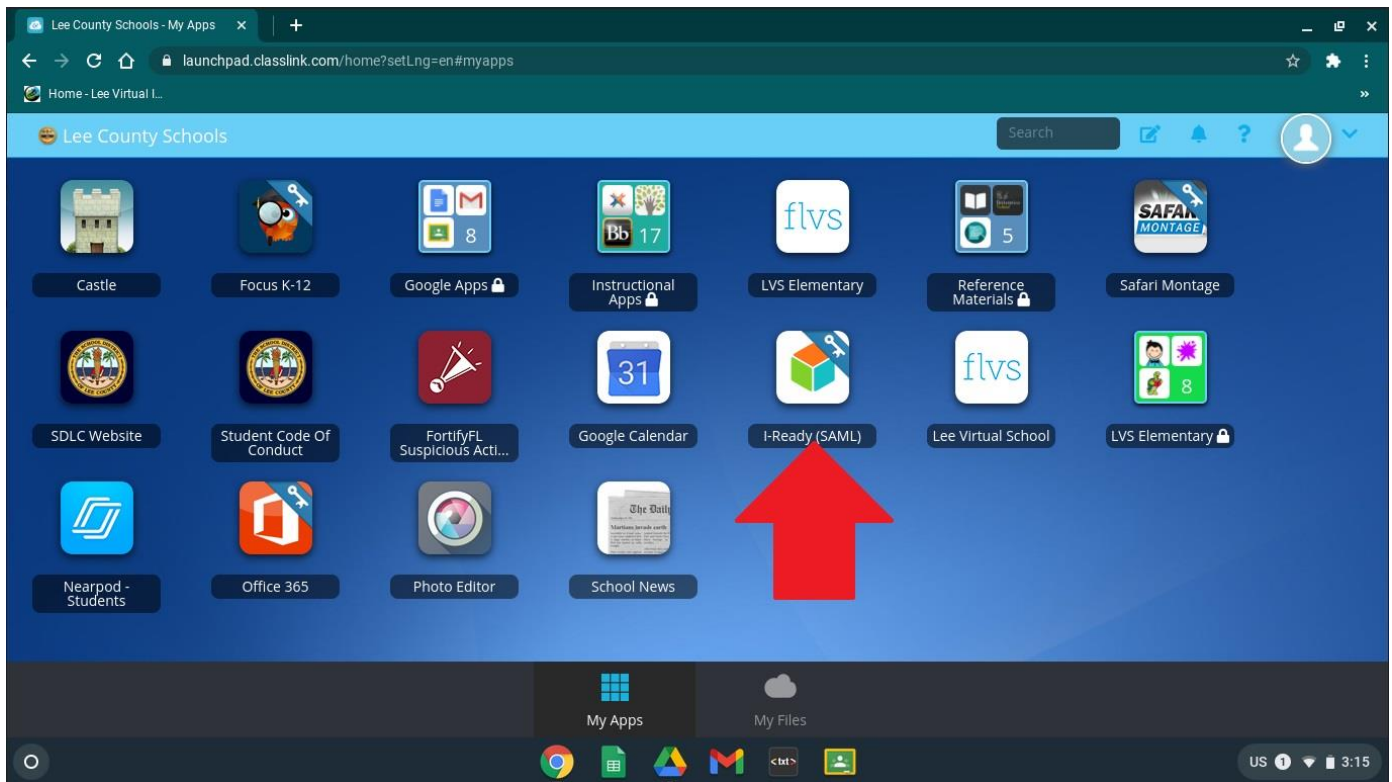
239-337-8178 p | 239-461-8451 f | als@leeschools.net

i-Ready Quick Start Guide




Logon to your student account





Initial Login (best to launch i-Ready from the LAUNCHPAD on your Chromebook or web browser)

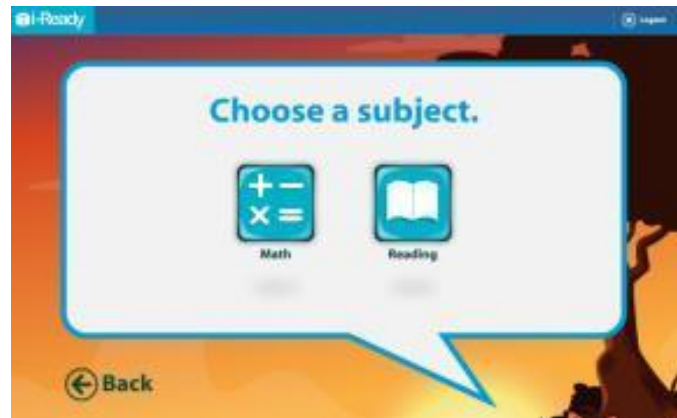
Use your Chromebook and sign in as normal. You may also open a web browser, like Google Chrome, and go to <https://launchpad.classlink.com/leeschools> and log in using the username and password you use to logon to your Chromebook (UserID@students.leeschools.net) . **Note:** Be sure to select Florida from the State dropdown menu.



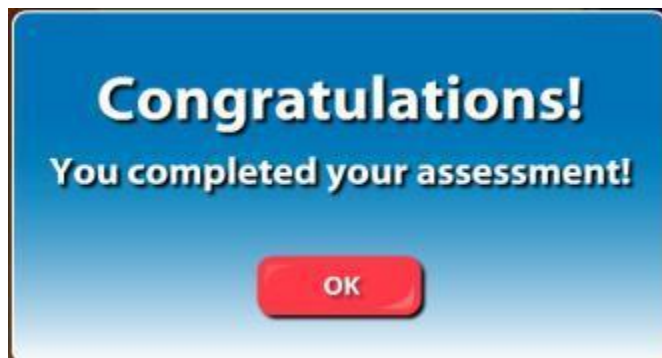
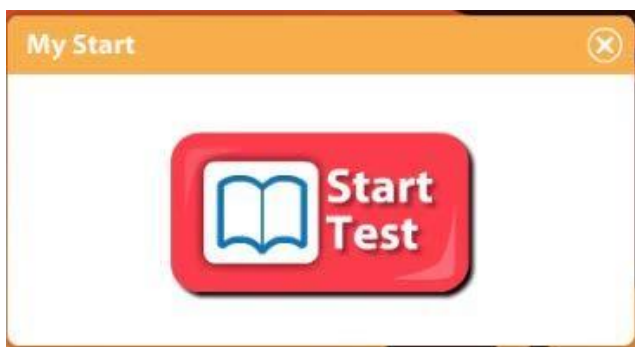
Click **Go**. Then **Choose a buddy**.

Choose a theme.

Choose a subject (READING).

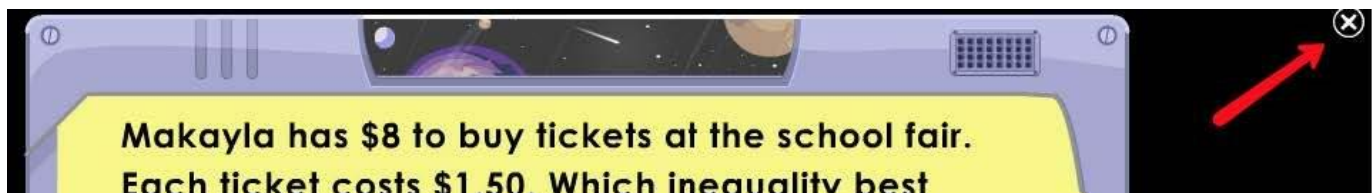


Click **Start Test**. Answer all questions until you arrive at the **Congratulations** screen.



Important Things to Remember

- **Parents**, please help your children with technical aspects of the assessments, but DO NOT help with answers. We will use the results to target your child's instruction to his needs, so we need to know what skills he/she has mastered and which skills still need work.
- Students may take a break during assessments by clicking the button that looks like an X in a circle in the top, right-hand corner of the assessment screen. Student progress will be saved and the assessment will begin in the same place when the student logs back into the system.



- Do your best work!
- If you have any problems during the assessment, please contact your LVS teacher directly.